



District Report Card: 2017


State: Rajasthan	District: Jaipur
Class: 5	Subject: Language
Schools: 56	Students: 809


Participation/Coverage


Students

<div>GENDER</div> <div></div>	Boys		Girls	
	Number	%	Number	%
	355	43.88	454	56.12

<div>AREA</div> <div></div>	Rural		Urban	
	Number	%	Number	%
	615	76.02	194	23.98

<div>CATEGORY</div> <div></div>	SC		ST		OBC		GEN	
	Number	%	Number	%	Number	%	Number	%
	206	25.46	83	10.26	351	43.39	169	20.89

<div>CWSN</div> <div></div>	LD	VI	HI	S&LD	ID	Oth
	0	7	0	1	2	0

<div>Management</div> <div></div>	Government		Government-aided	
	Number	%	Number	%
	809	100.00	0	0.00

Average Performance of Students in Language (%)

Overall	Gender		Area		Management		Social Group			
	Male	Female	Rural	Urban	Govt.	Aided	SC	ST	OBC	GEN
75.07	73.67	76.17	75.61	73.37	75.07	0.00	71.23	81.53	75.10	76.53

Performance on Learning Outcomes (LOs)

Learning Outcomes	Description	Average Performance(%)
L504	Reads and comprehends independently storybooks, news items/ headlines, advertisements etc.	72.24
L508	Reads text with comprehension, locates details and sequence of events	76.49

Range of Performance of Students who Answered Correctly							
Below 30%		30% - 50%		50% - 75%		Above 75%	
Number	%	Number	%	Number	%	Number	%
26	3.21	74	9.15	243	30.04	466	57.60

Lowest Performing Learning Outcomes (LOs)

- 1 - Reads and comprehends independently storybooks, news items/ headlines, advertisements etc. (72.24)
- 2 - Reads text with comprehension, locates details and sequence of events (76.49)